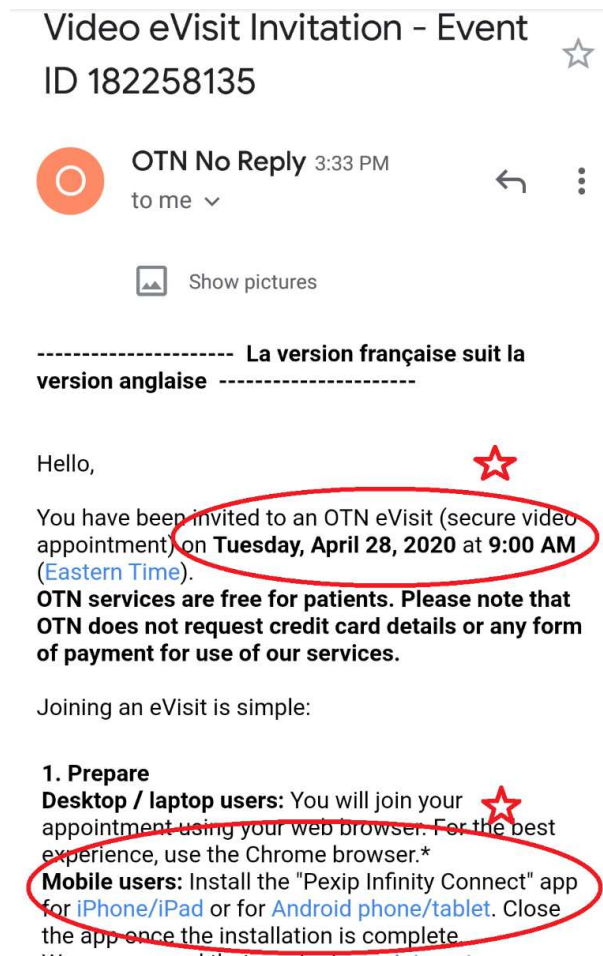


Setting up your phone



- 1) you will need to install the Pexip Infinity Connect application using the links shown in the image below. Note also the date and time of your test appointment.



- 2) allow access to Calendar, Camera and Microphone

- 3) Click the "Test your device" link in the invitation

Test

- 4) If you are using a telephone or iPad and are not using a headset, make sure you tap the  icon and switch to the  icon so that the speaker works

- 5) To test the video visit, tap  and then tap



Join

- 6) If the call is successful, a "waiting for the host" screen appears with a small picture of you in the corner








On the day of your video visit

**** If you are using a computer:*

- 1) Open your email invitation
- 2) Click 
- 3) Enter your name > click  > click 
- 4) If you join first, a "waiting for the host" screen appears until the other participant joins the call.

**** If you are using a phone:*

- 5) Open your email invitation from your mobile device
- 6) Tap 
- 7) Tap 
- 8) If you use an iPhone or iPad and are not using a headset, make sure you tap the  icon and switch to the  icon
- 9) To join the video visit, tap 
- 10) If you join first, a "waiting for the host" screen appears until the other participant joins the call.